



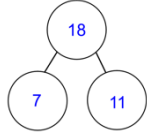
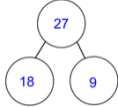
Home working Activity Grid – Year 2 – for weeks commencing 4th and 11th May 2020


Email address for queries and or letting us know how you are getting on: y2@levendale.org.uk

	Phonics/Spelling 10 mins max each day	Reading	Writing	Maths
	<p>Spellings are from the National Curriculum 2014 KS1 https://assets.publishing.service.gov.uk/government/uploads/system/uploads/attachment_data/file/239784/English_Appendix_1_-_Spelling.pdf Group 1 – Year 2 spelling list. Group 2 – Year 1 spelling list.</p>	<p><i>Daily reading, either to yourself or sharing a book with someone else, is so important and is really enjoyable. Please take some time each day to snuggle up with a book and enjoy some quiet time. There are lots of books similar to the ones you read in school which can be found on the Oxford Owl website</i> (https://home.oxfordowl.co.uk/books/free-ebooks/) or enjoy a book of your own.</p>		<p>Maths activities can be found on the following link: https://whiterosemaths.com/homelearning/year-2/</p>
Monday 4 th	<p>Practise common exception words (CEW) – please choose a small selection of words to focus on each week.</p> <p>Continue to practise your spelling pattern: Group 1 pattern – suffix ‘-ful’ (careful, playful, etc)</p> <p>Group 2 pattern ‘ear’ (bear, pear, wear) and ‘are’ (bare, dare, care, share, etc)</p>	<p>Listen to or read (if you have the book) ‘The Day the Crayons Quit’ by Drew Daywalt. You can find this being read aloud here: https://www.youtube.com/watch?v=Hrd-Wdxbg-Q</p>	<p>Talk about your favourite crayon in the story with someone. Why do you like that one? If you could be a crayon, which colour would you be? Why? Do you think the crayons are right to complain to Duncan?</p>	<p>How are you all getting on with the videos and activities? When I do them with Max for some of the answers I get him to explain his answer and this is fine if you are working with someone at home. It is sometimes easier to explain something out loud rather than write it down. Explaining your thinking helps you learn the ideas of Maths. You are all getting really good at that.</p> <p style="text-align: center;"><u>White Rose Maths Home learning – Year 2 Summer Term week 1 Lesson 3 Measure Length(cm)</u> Watch the video and complete the activity. You can record your answers by taking a screenshot of each page and writing on the photos or just talk</p>

				through the answers with your child. If you don't have a ruler, you can borrow one from school. They are in a tray in the lobby at school.
Tuesday 5 th	Use the spelling pattern words and chosen CEW to make up some silly (or if you prefer rather sensible) sentences.	Refer back to the book when you need to over the next few days.	Make a word list of adjectives that you can think of to describe each of the crayons. For example: Yellow crayon – sunny. Then use an online thesaurus to find a different word for the word 'sunny'. Pay attention to the spelling of each new word if you have not spelt it before.	<u>White Rose Maths Home learning – Year 2 Summer Term week 1 Lesson 4</u> Measure Length (m). For questions 1 and 4 you may have to use a tape measure as I don't suppose many people will have a metre stick at home. You can choose the room that you want to measure. Watch the video and complete the activity.
Wednesday 6 th	Test spelling pattern and practise to correct any errors.		Choose a colour of crayon that is not mentioned in the book. How about silver or gold? Plan a letter from that crayon to Duncan. What do you like about being that colour of crayon? What kind of things do you get to colour in and draw? What is the problem with being that colour of crayon? What would you like Duncan to do about it? Can you include any of the new adjectives you found yesterday in your plan?	<u>White Rose Maths Home learning – Year 2 summer term week 1 - It's Friday maths challenge on a Wednesday!!</u> I like the first of these challenges very much. You could even make up your own code with your own symbols to represent different numbers. For an extra challenge find out what the first three numbers are in Japanese 1, 2 and 3? Can you predict what four will be? Would that work for 592?
Thursday 7 th	Look at new spelling pattern. Group 1 pattern – the suffixes – ment, -ness, -ful, -less, -ly If a suffix starts with a consonant letter, it is added straight on to most root words without any change to the last letter of those words (<i>there are exceptions which we will look at next week</i>). enjoyment, employment, sadness, helpful, hopeful, hopeless, sadly, statement,		Write a letter to Duncan as if you were the colour of crayon you chose mentioning all the points you decided on in your plan yesterday. Can you remember how to set out a letter? How are you going to sign off your letter? 'Your tired friend'? Try and use at least one new adjective. If you are in Group 1 for spelling, can you use one of the suffix words in your letter for an extra challenge?	<u>White Rose Maths Home learning – Year 2 Summer Term week 2 Lesson 1</u> <u>Compare Lengths</u> Watch the video and complete the activity. Can you remember how to say the < and > symbols? Remember the 'mouth' points to the bigger number.

	<p>darkness, homeless, hardly</p> <p>Group 2 pattern - words ending in '-y'</p> <p>very, happy, funny, party, family, sticky, study, lucky, candy, sunny</p>			
Friday 8 th	Handwriting – write out your spelling words in your best handwriting at least three times.	Listen to the story one more time and pause to look at the pictures.	Illustrate your story with some lovely pictures in the style of Oliver Jeffers, the illustrator of 'The Day the Crayons Quit'	<p><u>White Rose Maths Home learning – Year 2 Summer Term Week 2 Lesson 2 – Order Lengths</u></p> <p>I wonder what happened to Whitney's ruler?! Watch the video and complete the activity.</p>
Monday 11 th	Practise chosen common exception words and spelling patterns.	<p>Go to this website and have a look at the other books that Drew Daywalt has written. Are there any others you have read or would like to read?</p> <p>https://www.drewdaywalt.com/</p>	<p>I think Mr Daywalt might be fibbing a bit on this website! Have a look!</p> <p>http://www.crayonpicturebooks.com/drew-daywalt-oliver-jeffers/</p> <p>Can you make up three 'totally true' facts about yourself?</p>	<p><u>White Rose Maths Home Learning – Year 2 Summer term Week 2 Lesson 3 – Four Operations with Length</u></p> <p>Watch the video and complete the activity. Mo did well to keep hold of the same pencil for the whole of Year 2! It will help to draw pictures to solve these word problems.</p> <p>The operations we use in year 2 are +, -, x and ÷ but you only need to use the first two and a bit of fraction understanding for these problems.</p>
Tuesday 12 th	Use the spelling pattern words and chosen CEW to make up some silly (or if you prefer rather sensible) sentences.	Read the letter from Blue Crayon to Duncan.	How does Blue Crayon feel? How could Duncan respond to Blue Crayon? Discuss some ideas with an adult and jot them down to use tomorrow.	<p><u>White Rose Maths Home Learning – Year 2 Summer term Week 2 Lesson 4 – Problem Solving</u></p> <p>Today you will be solving problems – you've been doing this all week so you're going to be great!</p> <p>Remember to look for the important information like we do in class. Pausing the video and drawing pictures throughout will also help you.</p>

<p>Wednesday 13th</p>	<p>Test spelling pattern and practise to correct any errors.</p>	<p>If you would like to, read the letter from Blue Crayon again.</p>	<p>Write a letter as though you are Duncan responding to Blue Crayon. Make sure you address the things Blue Crayon discusses in its letter.</p>	<p>Look at the part whole model below.</p>  <p>Can you remember writing lots of different number sentences using only the three numbers in the part whole model? Remember, we could write six different number sentences!</p> <p style="text-align: center;"> $7 + 11 = 18$ $11 + 7 = 18$ $18 = 7 + 11$ $18 = 11 + 7$ $18 - 7 = 11$ $18 - 11 = 7$ </p> <p>Using the part whole model below, can you write six number sentences?</p>  <p>Can you make up your own part whole model and write some more number sentences?</p> <p>Could you write a number story to go with it?</p> <p>e.g. There were 27 sheep in a field and 9 ran away. Now there are 18 sheep.</p> <p>If you're up for a challenge, have a look at the 'Show me everything you know' sheet (uploaded onto the website).</p>
<p>Thursday 14th</p>	<p>Look at new spelling pattern.</p> <p>Group 1 pattern – the suffixes – ment, -ness, -ful, -less, -ly</p> <p>The focus this week is the</p>	<p>Browse the eBook library on the Oxford Owl website and choose a book you would like to read.</p>	<p>Think about an object in your house that you use a lot (e.g. backpack, teddy, bed, etc). Write a letter as that object to yourself in the style of the letters in 'The Day the Crayons</p>	<p>Maths Fun Sheet 1</p>

	<p>exceptions – where you can't just add the suffix to the root word.</p> <p>Exceptions:</p> <ol style="list-style-type: none"> 1.argument 2.root words ending in 'y' with a consonant before it but only if the root word has more than one syllable <p><i>What happens to the 'y' before adding the suffix?</i></p> <p>argument, merriment, happiness, plentiful, penniless, happily, laziness, gloominess, beautiful, emptiness</p> <p>Group 2 pattern - 'new consonant spellings 'ph'</p> <p>The /f/ sound is not usually spelt /ph/ in short everyday words (fat, fill)</p> <p>dolphin, alphabet, phonics, elephant, nephew, phone, trophy, Rudolph, typhoon, apostrophe</p>	<p>Why not try something a bit different to what you would usually read? A non-fiction book perhaps?</p> <p>https://home.oxfordowl.co.uk/books/free-ebooks/</p>	<p>Quit'. How does your object feel? What do you use it for? Be creative!</p> <p>Use a thesaurus like you did last week to make your writing more exciting. For example, if your backpack is <i>tired</i> of carrying all of your books, you could say that it's <i>exhausted</i> instead.</p>	<p>There will be a 'Fun Sheet' uploaded onto the school website with this learning grid. It will look like this:</p>  <p>Have a go at the questions around the picture. Look closely at the language used – what does 'equal groups' or 'the difference between' mean?</p> <p>Could you find a page in one of your own story books and create some questions linked to that picture?</p>
<p>Friday 15th</p>	<p>Handwriting – write out your spelling words in your best handwriting at least three times.</p>	<p>Snuggle up and read your favourite book you have at home! Enjoy!</p>	<p>What is the most fun thing you have done over the last two weeks? Write us an exciting recount of this including lots of interesting details. It would be lovely to read these – please send them to us over email.</p> <p>😊</p>	<p>Have some fun playing on Numbots. Can you move on to the next level?</p>

Other suggested activities:

<p>As an alternative to the ever bouncy Joe Wicks you could try https://ukactivekids.com/movecrew/ For some motivating videos over the next two weeks. Some great challenges here. Going to get Max to tidy up the cushions in our living room as he is always putting them on the floor!</p>	<p>Who has done some baking? Send us a picture of something mouth-watering that you have made.</p>	<p>Can you write some quiz questions about Captain James Cook? I'll get you started...How many children did Captain James Cook have? (parents and carers – for background information there is an excellent episode of 'In our Time' – The Voyages of James Cook on the BBC Sounds app from 2015. Heavy going though so not for children!)</p>	<p>Research how and why life in the oceans is threatened by pollution and what we can do to help. Use the following Powerpoint on Twinkl or complete your own research using books or the internet. https://www.twinkl.co.uk/resource/plastic-pollution-in-the-deepest-ocean-powerpoint-cfe-sc-57 Make a poster persuading people to use less plastic. We could display this in school when we go back.</p>
<p>People in the News. Find out 10 facts about Captain Tom Moore who has been doing some amazing fund raising recently.</p>	<p>Authorfy has some wonderful planet friendly daily 10 minute challenges set by some of our best children's authors. There are making, drawing and thinking activities galore. https://authorfy.com/10minutechallenges/</p>	<p>Myleene Klass again. In this video you learn about basic music notation and rhythms to 'play' your name. Clap along like we did with syllables in class. https://www.youtube.com/watch?v=8XXmBITadys</p>	<p>Each week in school, we learn how to say hello in a new language. Choose a country from around the world to research – how do they say hello in that country? What does their flag look like? Which continent is the country in? What is a traditional meal from that country? Why not have a go at cooking it?</p>
<p>Draw with Catherine Rayner (author and illustrator) Have a go at drawing a woolly mammoth. https://www.catherinerayner.co.uk/pages/step-by-step-drawing-guides</p>	<p>Remember to listen into this week's Fischy Music assembly for some catchy tunes and songs you can join in with. https://www.youtube.com/user/Fischymusicrf</p>	<p>Have you managed to sign your name yet using British Sign Language? Can you follow this video to learn how to sign the days of the week? https://www.youtube.com/watch?v=diY-WcDB68A</p>	<p>How about trying some yoga with your family? https://www.youtube.com/user/CosmicKidsYoga</p>